




COUNTERSTORYTELLING

Course Overview



Aysha Ames
Directory of Legal Writing
Fordham Law School

TABLE OF CONTENTS

03

ABOUT THE COURSE

04

TELL US A (COUNTER)STORY
Module 1 Overview

05

REWRITING THE NARRATIVE
Module 2 Overview

06

REIMAGINING JUSTICE
Module 3 Overview

07

STUDENT LEARNING OBJECTIVES
Legal Analysis

08

STUDENT LEARNING OBJECTIVES
Legal Communication

09

STUDENT LEARNING OBJECTIVES
Legal Ethics and Professionalism


10


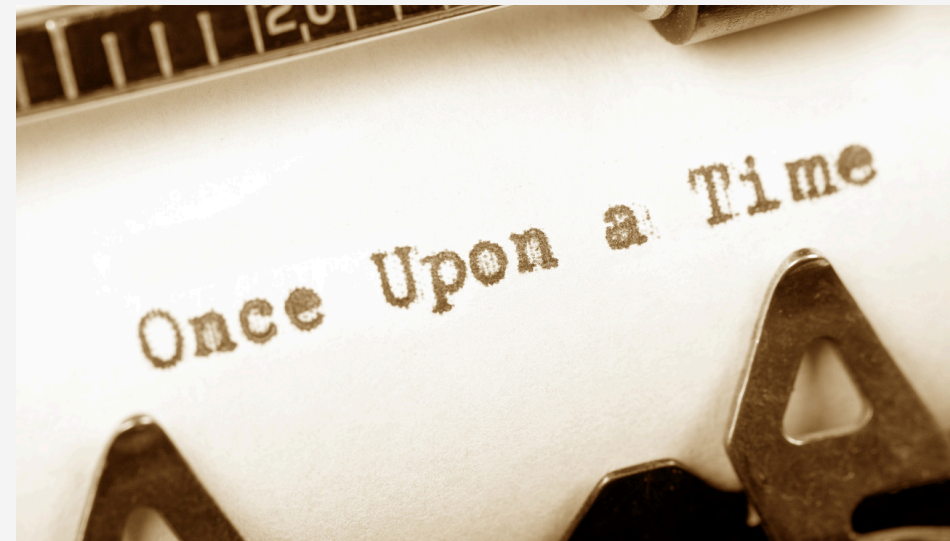
CONTACT ME TO LEARN MORE

ABOUT THE COURSE

Counterstorytelling creates space for untold narratives and truths from “outsiders.” By exploring the field of counterstorytelling, rhetoric, and writing, the goal of this two-credit course is to empower students to be more critical of the legal stories we are told, the legal stories we tell ourselves, and the legal stories we tell when we advocate for others.


AYSHA AMES
aysha.ames@fordham.edu






TELL US A (COUNTER)STORY

This first module will delve into counterstorytelling as method and methodology to elevate the narratives of “outsider groups.” We explore the concept of the stock story and the rhetoric of counterstory and interrogate how counterstorytelling uses stories to reframe the discussions by exposing and interrogating stock stories about the marginalized that maintain historical power structures. To conclude this module, students identify and develop a stock story that has had an impact on their life and then create a counterstory to interrogate it. They will document their findings in a podcast (attached).



REWRITING THE NARRATIVE

This module integrates the rhetoric of storytelling and counterstorytelling. We will investigate the relationship between rhetoric and narrative by learning core concepts related to narrative, including form, genre, and narrative frame theory. Students also explore the concepts of narrative paradigm, narrative coherence, and narrative fidelity. Weaved throughout this module, we will explore intersectionality as it relates to counterstorytelling.



REIMAGINING JUSTICE

In this final module, students combine the skills they've learned so far to rewrite a judicial opinion. Using the form and substance in legal opinion writing they will highlight outsider stories. To ground them in this module, they will read freedom cases, rewritten judgments from both critical race and feminist perspectives, and be reminded that even something as seemingly innocuous as evidentiary rules, can include an untold story.

07

STUDENT LEARNING OUTCOMES

Legal Analysis

By the end of the course students will be able to:

- Identify and assess the influence of personal, social, political, and economic factors in legal methods, and to interrogate assumptions within legal rules, institutions, and processes;
- Evaluate how different legal holdings shape and reflect the organization of society;
- Consider how lawyers and judges used judicial narrative and interpretation as tools to support or oppose existing power structures;
- Understand how persuasion and explanation are able to work effectively—in many different guises—even within the significant conventions and constraints of legal practice;
- And also understand the critical importance of facts to legal reasoning: how decisions about what facts to include can fundamentally change the nature of the opinion and affect the legitimacy of the holding and outcome and how bias sometimes arises more subtly through omission of facts.




08

STUDENT LEARNING OUTCOMES

Legal Communication

By the end of the course students will be able to:

- Further develop the requirements of content, format, organization and style for legal documents and oral advocacy, including a memorandum of law, judicial opinion, appellate brief and a podcast;
- Tailor written work to various audiences, including clients, courts and other legal professionals; and
- Present an effective oral analysis and argument to different legal and lay audiences.




09

STUDENT LEARNING OUTCOMES

Legal Ethics and Professionalism

By the end of the course students will be able to:

- Recognize the varying roles and responsibilities of the lawyer as analyst, advisor and advocate;
- Exhibit appropriate professional behavior in written and oral communications and collaborations with colleagues; and
- Understand and comply with a lawyer's ethical duties in the context of written and oral advocacy.



WANT TO LEARN MORE?

Feel free to reach out with any questions or comments.

Aysha Ames
Director of Legal Writing
Fordham Law School
aysha.ames@fordham.edu

Counterstory Podcast Assignment

Start with a Stock Story

As we discussed in our first class meeting, identify and develop a stock story that has had an impact on your life and then create a counterstory to interrogate it. Based on research, your story will identify stock characters and a widely-accepted yet rarely-challenged narrative promoted by the dominant culture that has placed tangible and/or intangible hurdles in your path.

What is the Counterstory?

After you identify your stock story, develop a nuanced counterstory in response to your stock story. Drawing on further research, your personal experiences, and your cultural rhetorical traditions, you'll speak your truth(s) and directly challenge the dominant-culture narrative. You can, for example, focus on a specific incident that directly challenges the stock story and develop your ideas on that platform. Your counterstory will ideally contribute in some manner to a larger conversation about the law.

Counterstory Podcast

You'll translate the counterstory of your choice into a 10-12 minute podcast. Here are some tips:

Have a Script

- Have a script prepared before arriving.
- Practicing your script beforehand allows for a more natural-sounding flow.
- A script will also make the recording easier and possibly shorter, as you will have already fully considered your points and will have a reference if needed.

Know Your Audience

Who is your primary audience? What do they already know about the topic? When they listen- where are they? What are they doing? How are they feeling?

Decide on a Structure

How will you structure the podcast? Is it scripted or conversational? What voices are essential? How will you draw your listener in? What transitions will you use?

Check Your Tone

What is the mood or "vibe"? Is it serious, casual, humorous, enthusiastic, etc? How will you convey this?

Counterstory Podcast Assignment

Finalize the Content

What information, research, stories, and personal experiences (if any) will you include? What audio (music, sound effects, interviews) do you need to find or record? What segments will you include?

Organize

Organize the segments – add, rename, and move them around. For each segment, use the chart to include the duration, key points and any other sounds (music, sound bites, sound effects, etc), that you plan to use.

SEGMENT	TIME	OUTLINE KEY POINTS SOUNDS
Introduction		What is your hook?
Theme/Interlude Music (optional)		
Setup/overview		
Stock Story		
Counterstory		
Wrap up/ Takeaways		
Outro credits + music (optional)		
Additional Notes		

Finally Run a Test Recording and Then Record

- Schedule a time in advance to start a test recording and test the various features available on the touch screen to get accustomed to the options available and how they look on the recorded file.
- If you encounter technical difficulties, please flag a LITE staff member or email LITE@fordham.edu.
- Please do not unplug or adjust any of the equipment.

Counterstory Podcast Assignment

Share Your Podcast

Please upload your completed podcast as a .mp3 file using this Podcast Submission Form.